

Collaborative Tax Evasion in the Provision of Services to Consumers: A Field Experiment[†]

By ANNABELLE DOERR AND SARAH NECKER*

We conduct a field experiment with sellers of home improvement services on two German online markets. We take the role of consumers and vary whether we request an invoice for the delivery of the service. In a market that allows anyone to sell anonymously, a willingness to evade is prevalent. In a market that keeps track of credentials, sellers are only willing to evade when a willingness to collude is signaled. The evasion discount is in most estimates not larger than the tax subsidy for legal demand. Evasion is unlikely to be beneficial for many consumers in our setting. (JEL C93, H25, H26, L84)

When consumers demand products or services, the incentives to report the transaction to tax authorities are often weak. Consumers usually do not benefit financially from asking for an invoice (Pomeranz 2015, Naritomi 2019). They may even receive a price discount if they agree to proceed without a paper trail (e.g., Chang and Lai 2004, European Commission 2014). The incentives to evade are particularly high when a product or service requires a direct interaction between seller and consumer. Collaborative tax evasion implies that governments lose substantial amounts of tax revenue (Slemrod 2007, Kleven et al. 2011) and that it induces market inefficiencies (Strand 2005, Balafoutas et al. 2015). However, while several studies model the interaction between buyers and sellers theoretically (e.g., Yaniv 1992, Kleven et al. 2011) or provide indirect evidence of collaborative tax evasion (e.g., Pomeranz 2015; Bjørneby, Alstadsæter, and Telle 2018; Naritomi 2019), to our knowledge, there is no direct evidence from the field on collaborative tax evasion.

*Doerr: Faculty of Business and Economics, University of Basel (email: annabelle.doerr@unibas.ch); Necker: University of Freiburg, Walter-Eucken Institute (email: necker@eucken.de). Erzo F.P. Luttmer was coeditor for this article. We gratefully acknowledge financial support from the Science Foundation of the University of Freiburg. This experiment was approved by the Ethics Committee of the University of Freiburg (EK-226/16) and registered in the AEA RCT Registry (AEARCTR-0003398). We are grateful for the support of all research assistants helping us to collect the data. We thank Lisa Bruttel, Hendrik Kleven, Andreas Lindenblatt, John List, Katharina Pfeil, Emmanuel Saez, Friedrich Schneider, Conny Wunsch, as well as three anonymous referees for invaluable comments. We also thank participants of the following seminars and meetings: University of Chicago 2016/2018, University of St. Gallen 2016, CAFE Workshop 2016, University of Basel 2018, IMEBESS 2018, ESA 2018, EPCS 2018, IAB Colloquium 2018, Verein für Socialpolitik 2018, ETH Zurich 2019, Public Finance Seminar UC Berkeley 2019, Economics Seminar Cal Poly San Luis Obispo 2019, University of Nuremberg 2019. Annabelle Doerr gratefully acknowledges financial support by the Leopoldina (LS-2017-16).

[†]Go to <https://doi.org/10.1257/pol.20190675> to visit the article page for additional materials and author disclosure statement(s) or to comment in the online discussion forum.

We advance the literature in a new direction by studying how sellers behave when they offer services to consumers in naturally occurring markets. The natural field experiment consists of a two-step procedure, which has been used in other contexts (e.g., Flory, Leibbrandt, and List 2015; Mas and Pallais 2017).¹ In the first step, we post job advertisements to German online markets in which we search for providers of home improvement services, namely painting a room and laying a floor. Interested contractors respond by sending a price proposal via email. In the second step, we randomly vary the contract conditions among interested sellers, including whether we request an invoice. This design allows us to study how tax evasion occurs when those who demand and supply services interact.

Online markets are increasingly used for trading home improvement services (Initiative D21, 2015, 2016). One challenge is to ensure the tax compliance of platform users (e.g., Alm and Melnik 2010; Bibler, Teltser, and Tremblay 2020).² We study sellers' behavior in two regulatory environments often seen in online platforms. Market R (for Restrictive terms of use) restricts access to registered businesses and keeps track of contractors' credentials. In contrast, Market NR (for Non-Restrictive terms of use) mainly aims to facilitate transactions between consumers, and anyone including businesses can participate anonymously.

To combat collaborative tax evasion, several countries have introduced monetary rewards for consumers who demand legal work (e.g., 61 percent of European countries; Williams and Nadin 2012). We study contractors' behaviors in such a setting. In Germany, the government has sent a strong signal of tax compliance by introducing a tax subsidy that allows consumers to recover 20 percent of the labor costs of home improvement services.

The aim of our paper is twofold. First, we investigate how the intention to evade varies across markets and contract conditions. Our experiment allows us to determine if sellers propose a price that does not include an invoice. Assuming that sellers decline to issue an invoice with the intention to evade taxes and/or regulations, we obtain the fraction of offers from sellers who intend to evade (fraction of evasion offers). We quantify the fraction of offers from sellers who respond to the advertisement with the intention to evade and investigate if sellers change their intention when consumers ask for a "cash" price, thus signaling their willingness to collude. Theory predicts that the likelihood of evasion increases when the other party credibly commits to collaborate (Boadway, Marceau, and Mongrain 2002; Chang and Lai 2004). We also examine the effect of asking for a discount of 10 or 20 percent of the proposed price without signaling a willingness to collude. Second, we quantify the price reduction for consumers who agree to evade. Theory predicts, and survey evidence shows, that the financial benefit is important for sellers' and buyers' decisions to evade taxes (European Commission 2014). We study whether the price reduction

¹In a natural field experiment, the subjects naturally undertake the tasks without knowing that they are part of an experiment; see the taxonomy of experiments proposed by Harrison and List (2004). Several studies observe taxpayers' reactions to randomly manipulated letters from tax authorities or to random audits (overviews are provided by, e.g., Hallsworth 2014, Antinyan and Asatryan 2019).

²The number of individuals who generate income on online platforms has risen (Farrell, Greig, and Hamoudi 2018). According to a recent survey, one in four Americans who use the gig economy for side jobs do so without declaring the income on their tax returns (McDermott 2018).

for consumers who agree to evade is larger than the refund consumers can get from the tax subsidy.

We post the advertisements on both online markets in 42 German cities and receive more than 2,800 offers. We send interested sellers one of seven randomly selected emails specifying the contract conditions and ask them to respond. In the baseline treatments, we do not mention that we need an invoice. Sellers should accept the conditions of the treatment independent of whether they intend to declare or evade. In the invoice treatments, we stress that we need an invoice to deduct the costs from taxes.³ Only sellers who intend to declare should accept this condition. We use the relative difference between sellers' acceptance rate in the two treatments to quantify the fraction of offers from sellers who respond to the advertisement with the intention to evade. In the inquiry treatment, we study sellers' behavior by directly asking for contractors' invoice price and "cash" price. Sellers proposing a "cash" price are classified as having the intention to evade.

Our results reveal important challenges of eliminating the willingness to evade on the sellers' side in the market for home improvement services. In Market R, the fraction of offers from sellers responding to the advertisement with the intention to evade, i.e., unwilling to issue an invoice at the proposed price, is not significantly different from zero. In contrast, in Market NR, three out of four offers are from sellers intending to evade. Asking for a discount of 10 or 20 percent without signaling a willingness to collude has no effect on sellers' intentions, albeit a large fraction is willing to negotiate the price. In contrast, when we ask for a "cash" price, in both markets a substantial fraction of sellers responding to the advertisement with the intention to declare offer this price. Hence, in a setting where the government has sent a signal of compliance and even in a market that keeps track of contractors' credentials, many sellers are willing to evade when asked.

Analyzing possible reasons for the differences between markets, we find that, first, Market R effectively prevents informal sellers (i.e., not registered according to tax and sectoral regulations) from participating. In Market NR, almost every second offer is from an informal seller. Despite the existence of the tax subsidy, the demand for undeclared services seems to be high enough such that informal sellers continue to operate. Second, Market R seems to create an expectation of tax compliance from contractors, or attracts formal sellers who are less inclined to evade. The share of formal sellers unwilling to evade is more than three times higher than in Market NR. Almost all sellers who are flexible (willing to propose a cash and an invoice price) respond with the intention to declare in Market R. In Market NR, they mainly respond with the intention to evade.

The price reduction that sellers offer to consumers who agree to evade is in most estimates not significantly higher than the 20 percent refund that consumers receive if they use the tax subsidy. However, sellers who respond with the intention to evade in Market NR propose an evasion discount that is higher than the tax subsidy, presumably to deter consumers from insisting on an invoice. In both cases, sellers are likely to benefit as not only the value-added tax (VAT) is evaded but also possibly

³Our approach is related to Kerschbamer, Neururer, and Sutter (2016), who investigate fraudulent seller behavior by manipulating whether the consumer mentions that repair costs are covered by an insurance.

sellers' income taxes or business taxes. Assuming that consumers face no limitations or costs in claiming the tax subsidy and the quality of legally and illegally provided services is the same, consumers would only benefit from evasion if they choose a seller who initially intends to evade.

The insights from our study are unchanged when we consider attrition in a bounding analysis. However, it is possible that we underestimate sellers' willingness to evade. We assume that sellers have a clear intention when responding to the advertisement. If sellers modify their intention in reaction to the treatment, e.g., by absorbing the tax costs, our estimates of the fractions of offers from sellers who intend to evade present lower bounds. Sellers' willingness to evade might also be larger if the negotiations take place in person.

Our study relates to several fields in the literature. First, we contribute to the literature that estimates the prevalence of tax evasion by proposing an innovative method to provide direct evidence on sellers' intention to evade. Existing studies quantify the amount of income not reported to tax authorities (e.g., Kleven et al. 2011, Bott et al. 2020, Dwenger et al. 2016) or the fraction of individuals who admit that they demanded or supplied undeclared services (e.g., Feld and Larsen 2012, European Commission 2014).⁴ Second, we contribute to the mostly theoretical literature on collaborative tax evasion (e.g., Boadway, Marceau, and Mongrain 2002; Chang and Lai 2004; Abraham et al. 2017) by showing that sellers indeed condition their behavior on consumer signals and reward consumers with a reduction in the sales price. Third, we add to the literature on third-party reporting and tax compliance (e.g., Kleven et al. 2011, Pomeranz 2015, Naritomi 2019) by showing that even in a developed country like Germany, in which incentives for third-party reporting exist, a substantial fraction of sellers intend to evade. Fourth, we contribute to the recent literature examining how access to evasion opportunities (or the elimination thereof) affects prices (Doerrenberg and Duncan 2019; Asatryan and Gomtsyan 2020; Bibler, Teltser, and Tremblay 2020) by providing an estimate of the price difference in a given transaction. Fifth, we contribute to the literature on tax compliance in online markets (e.g., Bibler, Teltser, and Tremblay 2020) by showing that sellers' types and behaviors are different in the two markets.

The paper is structured as follows. Section I describes the institutional context of sellers' decisions. Section II presents the experimental design. The results on the intention to evade are presented in Section III. The price reduction for consumers who agree to evade is described in Section IV. Section V contains the discussion and conclusion.

I. Institutional Context of Sellers' Decisions

A. Institutional Context

In Germany, every person who provides services to make profits is required to register a business. Non-EU citizens are only allowed to register a business if they

⁴A variety of indirect approaches exist to quantify noncompliance using traces of income, noncompliance, or macro-based inference. For an overview see, e.g., Slemrod and Weber (2012).

have a valid residence and work permit. Contractors who carry out the activity as a side job need the approval of the main employer. Compared to other countries, the number of procedures, time and cost requirements to start and formally operate a company in Germany are high (ranking 114 out of 190 in the *Doing Business 2019* report; World Bank 2019).⁵ To be permitted to offer home improvement services such as painting and flooring, sellers also have to become members of the Chamber of Trade and enter the registry of qualified craftsmen (details on the skilled crafts sector are in online Appendix A).

Registering a business implies not only fixed registration costs but also higher variable costs. If a transaction is declared to public authorities, the seller and the buyer must pay taxes. Sales are subject to a VAT of 19 percent. The buyer owes the VAT, but the seller is responsible for collecting and remitting it. Sellers with annual sales of less than 17,500 euros can be exempted from collecting the VAT (in German, *Kleinunternehmerstatus*). All contractors must pay income and business taxes on their profits. The magnitude of sellers' taxes is difficult to quantify as it varies with business type, profit, and region. According to micro-simulations, the total average tax burden of a household headed by a self-employed contractor is 27 percent of gross income (Bach, Beznoska, and Steiner 2016).

If a transaction is not declared, the parties involved face the possibility of detection and sanction. Each infringement can be fined with up to 50,000 euros. In practice, average fines are rare and much lower. For example, in Baden-Württemberg, the third-largest German state, 364 penalties were issued in 2016, averaging 1,500 euros (BWHT 2017). It is well known that the governmental unit established to fight undeclared work (Finanzkontrolle Schwarzarbeit) is understaffed.

To combat the nondeclaration of services, the German government introduced a tax subsidy for legally provided services demanded by households in 2006. Consumers can recover 20 percent of the labor costs of home improvement services (up to 1,200 euros per year) if they document the transaction with an invoice and pay via bank transfer. The refund is obtained as a reduction in income tax liability (until the liability is zero). To obtain the tax subsidy, households need to report the amount in their annual tax declaration and keep invoices in case their declaration is audited. The refund is received after the tax assessment, usually in the year after the service provision.

B. Sellers' Decisions and Quantities of Interest

The institutional context implies that sellers face up to three important decisions. First, they have to decide whether to register their business or act as an informal seller. As discussed by La Porta and Shleifer (2014) and Ulyssea (2018), there are three views on why sellers may operate in the informal sector. Sellers who are potentially productive may be kept out of formality by the regulatory costs, in

⁵Registering the business for tax purposes costs between 10–50 euros. The fees for registration in the Chamber of Trade vary with the profits and across jurisdictions. For example, in Freiburg they amount to one-time fees of 175 euros plus annual fees which start from 141 euros. Apart from the bureaucratic costs associated with the registration, regular tax declarations are mandatory.

particular, entry regulations. Next, sellers who are productive enough to survive in the formal sector may choose to remain informal to benefit from the cost advantages of not complying with taxes and regulations. Finally, sellers may only be able to survive because they avoid taxes and regulations.

Second, contractors must decide which price they offer to consumers. Sellers who intend to declare, D , will propose a price p_D including an invoice and taxes. Sellers who intend to evade, E , will propose a price p_E without an invoice and taxes. We assume that formal sellers consider the expected benefits and costs of evasion when making the decision. Since informal sellers cannot declare, they can only propose p_E . We quantify the fraction of offers from sellers who are not willing or able to issue an invoice, denoted as γ . Assuming that these sellers intend to evade taxes and/or regulations, we interpret γ as the fraction of offers from sellers who intend to evade (also referred to as fraction of evasion offers). It includes offers from formal sellers who intend to evade as well as offers from informal sellers. We disentangle the shares of offers of the two types of sellers.

Third, contractors who offer an evasion price have to choose how much lower it is compared to the declaration price. They have to consider that consumers who are aware of the tax subsidy and can benefit from it (i.e., they owe taxes and do not yet exceed the 1,200 euro threshold) should only accept evasion if the evasion price is lower than or equal to the legal price minus the tax subsidy $p_E \leq p_D(1 - 0.2)$. However, consumers may discount the legal price reduction since the tax refund is obtained with a delay. Furthermore, they may consider hassle costs from itemizing the deduction (Benzarti 2020) or the low probability of detection. These consumers may accept evasion even if $p_D(1 - 0.2) < p_E < p_D$. There also might be consumers who are unaware of the tax subsidy (19 percent according to a survey by Feld et al. 2012) or cannot benefit from it. They may accept evasion if $p_E \leq p_D$. We quantify the price reduction for consumers who agree to evade as the difference between the evasion price p_E and the declaration price p_D . The price reduction (also evasion discount) is denoted as ε . We compare it to the refund that can be obtained from the tax subsidy.

II. Experimental Design

The field experiment consists of a two-step procedure illustrated in Figure 1. In the first step, we advertise home improvement jobs on the two online markets without specifying the contract conditions. Sellers respond to the advertisements via email. In this way, we obtain information on the number of interested contractors and their price proposals. In the second step, everyone who sent a price receives an email in which we specify the contract conditions.⁶ We document sellers' reactions to these conditions. After at most 48 hours, almost all sellers who accept the conditions are

⁶In online markets, this two-step procedure is a natural way of communication from the design of the platforms. First, consumers post an advertisement; second, suppliers send an offer; third, consumers negotiate with suppliers and select one of them. In practice, consumers may only respond to a subsample. Our approach of responding to every offer does not make a difference from sellers' point of view.

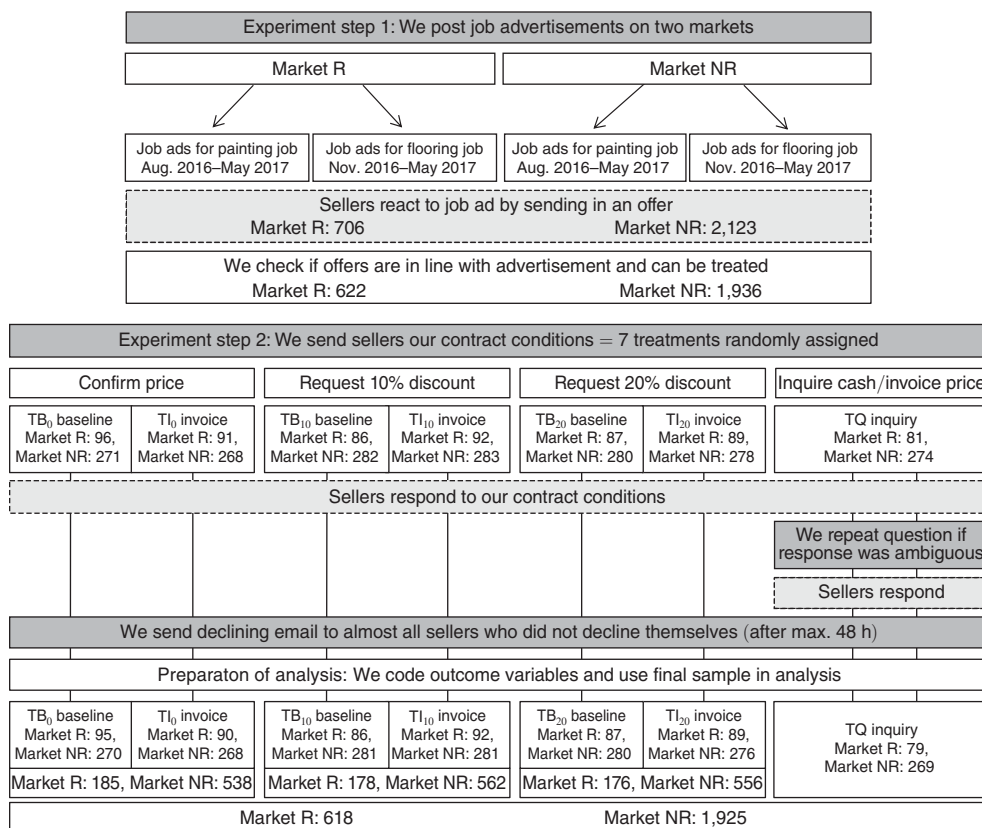


FIGURE 1. EXPERIMENTAL FLOW AND SAMPLE SIZES

Notes: Market R (for Restrictive terms of use) keeps track of sellers’ credentials. Market NR (for Non-Restrictive) allows anyone to sell anonymously. The reported numbers refer to the observations in Market R/NR in the respective step of the experiment. Step 1 is explained in Section IIB, step 2 in Section IIC, and the preparation of the analysis is described in Section IID. Information that we provide to sellers is colored in dark gray. Information that we receive from sellers is shaded in light gray. TB stands for baseline treatment, TI for invoice treatment, and TQ for inquiry treatment.

notified that they were not selected for the job. During the experiment, we hired one contractor per treatment.⁷

A. Selection of Online Markets

Providers of home improvement services increasingly realize that online markets offer a great opportunity (Zentralverband des Deutschen Handwerks 2014, 2016b). In several countries, two types of markets are central. In the first market type, businesses can offer personal and household services to consumers (business-to-consumer

⁷We hired randomly drawn sellers accepting the treatment conditions to complete renovation services in a refugee camp. In the hiring process, we insisted on receiving an invoice. If a seller was not willing to issue an invoice, we randomly drew another seller until we found one who agreed to issue an invoice.

market; e.g., TaskRabbit). Markets of the second type mainly aim to facilitate transactions between consumers (consumer-to-consumer market; e.g., Craigslist); any person and business can trade almost anything. In our experiment, we consider one market of each type that is important for trading home improvement services in Germany. Similar markets exist in other European countries, the United States, or Canada (see Table B.1 in the online Appendix).

Market R (for Restrictive terms of use) is a market for trading personal and household services with a focus on home improvement services. Contractors can enter this market only if they have a registered business. Business credentials are verified by the platform and this information is available to consumers. Consumers can rate sellers after they have provided a service and view ratings by previous customers. Although the platform is free of charge for consumers, contractors must pay to register and are charged a monthly fee.

Market NR (for Non-Restrictive terms of use) is a market with few restrictions. Almost any product or service can be demanded and supplied on this market. Although contractors who use the platform for commercial purposes are required to publicly reveal business details, they can easily circumvent this restriction by registering as a private user. Participants can use a pseudonym, and identities are not verified. There is no possibility to rate transaction partners. Neither buyers nor sellers are charged any fees.

We study whether the fraction of offers from sellers who are not willing or able to issue an invoice, i.e., who intend to evade, γ differs across markets. For two reasons, we expect that γ is higher in Market NR. First, informal sellers are not allowed to operate in Market R but should be able to participate in Market NR. Formal sellers are permitted to operate on both platforms. Second, the differing terms of use may create divergent expectations of tax compliance from formal contractors, or attract formal sellers with different preferences for evasion. We expect that formal sellers are more likely to intend to evade in Market NR. While both platforms are an informed third party, this might be perceived as less threatening in Market NR, which does not track sellers' credentials. Hence, contractors may expect the likelihood of detection to be lower in Market NR (e.g., Kleven, Kreiner, and Saez 2016). They may also expect that consumers aim to evade (e.g., Chang and Lai 2004). Finally, formal sellers may assume that competition with informal sellers is more fierce in Market NR (e.g., La Porta and Shleifer 2014; Gokalp, Lee, and Peng 2017).

B. Content and Posting of Advertisements

In the first advertisement, we search for contractors to paint two rooms (40 sqm). In the second advertisement, we search for contractors to lay a floor in two rooms (40 sqm). Painting and floor installation services are very convenient for a large-scale field experiment. Many jobs require a visit to the site to estimate the price. Our jobs are simple, so a comprehensive description allows sellers to propose a price without a viewing.⁸

⁸Our advertisements emphasize that it is impossible to visit the site beforehand. To test if this restriction has an effect on our results, we post the original advertisement as well as a slight modification that does not include

The advertisements mirror those for similar jobs in online markets (the wording is shown in online Appendix B.1). We use pretests to ensure that the texts include all details important for contractors to propose a price (e.g., the size and shape of the wall and floor). Sellers are asked to send us a price proposal. Requesting a price prior to personal interaction is common in online markets. We stress that the price should exclude the costs of materials, which would be provided by us.⁹ We focus on labor costs for two reasons. First, price proposals should be independent of the quality of the material. Second, the tax subsidy applies to labor costs only. Comparing the evasion discount ε to the tax subsidy is only possible when the cost of materials is excluded.

We post the advertisements for painting two rooms in 42 cities between August 2016 and May 2017 (see maps in online Appendix Figure B.1). All state capitals and at least one other city per state are included. The cities are chosen considering population size and distance from each other. Since contractors may operate in broader regions, large distances help to minimize the number of offers per seller. The advertisements for laying a floor are posted in 22 of these cities between November 2016 and May 2017. Each advertisement was posted on Monday at 10 AM and remained online until Friday at 5 PM.

We receive 706 offers in Market R and 2,123 offers in Market NR (see top of Figure 1). In 12 percent of the offers in Market R and 9 percent in Market NR, sellers do not comply with the requirements posted in the advertisement; e.g., they ask for a call or do not send a (total) price.¹⁰ As it is impossible to treat those contractors in a standardized way or to compare their behavior to that of complying sellers, we exclude them from the sample. The remaining sample consists of 622 offers in Market R and 1,936 offers in Market NR.

C. Contract Conditions (Treatments)

In the second step of the experiment, we randomly assign one of seven emails specifying the contract condition to interested sellers (the wording is shown in online Appendix B.2). The randomization takes place at the advertisement level, i.e., by job type, market, and city.

In the first treatment arm (“confirm price” in Figure 1), we confirm the proposed price to study the intention of sellers when responding to the advertisement. In the baseline treatment TB_0 , we specify the time frame in which the job should be done. Contractors are told that we received several offers and will decide within the next few days. We ask them to send us an email (and propose a day) if they agree with our conditions. We do not mention that we need an invoice. Since the time frame is the only new information, we expect that sellers accept this condition independent

the sentence that a visit is impossible on Market R on the same day and for the same city. We find no significant differences in the number of offers and prices.

⁹Since contractors prefer to bring their own tools (e.g., brushes), we did not provide these items.

¹⁰In 3 percent (11 percent) of the offers in Market R (Market NR), sellers send the (total) price after we ask them to do so. The frequency of the different reasons for not fulfilling our requirements by market are listed in Table B.2 in the online Appendix. It is difficult to assess how these sellers would have behaved if they had received a treatment. For instance, asking for a call can imply that the seller needs further details to make a reliable legal offer. However, negotiating on the phone also paves the way for evasion.

of their intention. The treatment is meant to quantify the fraction of contractors who do not reply because they have no capacities within the specified period, got other jobs in the meantime, or forget to answer.

In the invoice treatment TI_0 , we add one sentence to the baseline treatment: “I need an invoice, I would like to deduct the costs from taxes.” Thus, we use the existence of the tax subsidy to signal that public authorities may be informed about the transaction. Only sellers who intend to declare should accept the conditions of this treatment.

We use the relative difference between sellers’ acceptance rate in TB_0 and in TI_0 to quantify the fraction of offers from sellers who respond to the advertisement with the intention to evade, denoted as γ_0 , in each market. We also use these treatments to estimate the difference between the evasion and the declaration price, denoted as ε_0 .

In the second and third treatment arm (“request 10 or 20 percent discount” in Figure 1), we modify the conditions in TB_0 and TI_0 by asking for a discount of 10 percent (TB_{10} , TI_{10}) or 20 percent (TB_{20} and TI_{20}). Negotiating prices for services such as painting and flooring is common. However, discounts lower sellers’ margin and might thus influence their intentions. In all discount treatments, sellers can react in two ways to the modification of the price. First, they might stick to their intent and accept our discount request, e.g., if their reservation price is below the price proposed by us. Second, sellers might decline our conditions, e.g., if their reservation price is higher than our proposed price. A third strategy is available to sellers who respond to the advertisement with the intention to declare and receive one of the baseline treatments with discount (TB_{10} or TB_{20}). These sellers might deviate from their intention and switch to evasion, e.g., to maintain a certain profit level.

We quantify the fraction of offers from sellers who intend to evade when we ask for a discount, γ_{10} and γ_{20} , from the relative difference in acceptance rates of TB and TI . For two reasons, γ_{10} and γ_{20} might differ from the fraction of evasion offers γ_0 when we confirm the price. First, it is possible that sellers who propose the initial price with the intention to declare switch to the intention to evade after they learn about our counter proposal (γ_{10}, γ_{20} larger than γ_0). Second, the willingness to accept a discount might differ across contractors with different intentions (γ_{10}, γ_{20} could be smaller or larger than γ_0).

In the fourth treatment arm (“inquire cash/invoice price” in Figure 1), we ask whether the price includes an invoice and how much the price would be if we pay cash. The word “cash” is commonly used to signal the intention to evade. Cash payment ensures that a transaction cannot be tracked (Fooker, Hemmelgarn, and Herrmann 2015; Immordino and Russo 2018). Acknowledging the link between cash payment and tax evasion, the German legislature decided to exclude any transaction that has been paid cash from the tax subsidy. The two questions are repeated until the seller quotes a cash and an invoice price or until it is possible to conclude that the contractor is not willing or able to quote one of those prices (see online Appendices B.2 for the questions and B.3 for conversation examples).¹¹

¹¹ Most contractors reply in an unambiguous way: “With invoice the price is X” or “Cash/without invoice the price is Y.” If we could not categorize the answers, we asked a clarifying question: “So would it be X with invoice

We use sellers' responses to the questions to quantify the fraction of offers in which sellers explain that their initial price is for cash payment, denoted as γ_Q , in each market. In addition, we calculate the fractions of offers in which sellers are willing to deviate from the original intention. Finally, we use the quoted cash and invoice prices to estimate the price reduction for collaborating consumers holding the seller constant, denoted as ε_Q .

D. Variables of Interest and Coding

First, we record the prices proposed by interested sellers. German price regulations require sellers to quote gross prices when trading with consumers. In only 7 percent of the offers, sellers comply with the law by sending a gross price. In 90 percent of the offers, sellers do not specify whether the price is gross or net. In 3 percent of the offers, contractors stress that the proposed price is net, a third of which mention that taxes have to be added.¹² Contractors may assume that they are interacting with a business where it is common to negotiate net prices. However, offering net prices can also be a strategy for proposing tax evasion.

Second, we record sellers' reactions to the assigned treatments. The coding of all responses was verified by three research assistants. In all baseline and invoice treatments, we check whether sellers accept the contract conditions specified in the email. We create a binary variable that is equal to one when the seller confirms our conditions. If the seller does not respond, modifies, or rejects the conditions, the variable is set to zero. We record the reasons for nonacceptance in an additional variable. As indicated in Figure 1, we cannot unambiguously interpret the answers of a small number of contractors (one to two observations per treatment). These cases are discarded in the analysis.

In treatment TQ, we record the initial intention, the willingness to deviate from that intention, and the quoted cash and invoice prices. Contractors who indicate that the initial price includes an invoice are classified as having responded with the intention to declare. Sellers are coded as having responded with the intention to evade if they explain that the initial price is for cash payment. If sellers propose a second price for the option that they did not initially propose, they are coded as being willing to provide that respective option. It is possible that a seller quotes a cash price and stresses that it includes an invoice (see conversation examples in online Appendix B.3). In this case, the cash price deviates from the invoice price because sellers reward immediate payment (see Section IIE). We distinguish the two types of prices. We consider all subjects in the analysis who provide unambiguous answers.

and Y in cash?." In 50.4 percent of cases, no additional interaction took place; in 43.2 percent one clarifying question was asked; and in 6.4 percent two or three additional questions were asked.

¹²If sellers propose gross or unspecified prices, we use these values in the treatments and analysis. For the 3 percent who propose net prices, we randomly use either calculated gross prices or the given net price in the interactions. Both approaches are not ideal. Using calculated gross prices is plausible in the invoice treatment but not in the baseline treatment, in which we intentionally do not want to send a signal. Using the net price is plausible in the baseline treatment but confusing in the invoice treatment. The results do not change when we exclude observations from either of the two approaches.

Despite repeating our questions in case of ambiguity, 2 percent of answers cannot be unambiguously interpreted and are discarded in the analysis.¹³

E. Identification and Interpretation

Identification of the Intention to Evade.—The identification of the fraction of offers from sellers who respond to the advertisement with the intention to evade γ_0 from TB_0 and TI_0 relies on two assumptions (described in more detail in online Appendix C). First, we assume that only sellers who would declare the transaction accept the conditions of the invoice treatment (A1). This is plausible as we explicitly state that we will use the invoice to deduct the costs from taxes. It would be irrational to issue an invoice and then evade because tax authorities may learn about the transaction from the invoice and compare the information with the contractors' records.¹⁴

Second, we assume consistency of sellers' behavior across treatments (A2). We expect that sellers have a clear intention when responding to the advertisement.¹⁵ As we do not modify the initial prices, the intention should be unaffected by the treatment. This assumption implies that sellers accepting to issue an invoice when we explicitly ask for it in TI_0 would also accept and issue an invoice if we do not ask for it (A2a). Furthermore, those who accept with the intention to evade in TB_0 would also intend to evade in TI_0 and consequently not accept this treatment (A2b). If these assumptions hold the fraction of sellers accepting our conditions with the intention to declare are equal in TI_0 and TB_0 .

However, it could be the case that some sellers who accept with the intention to evade in TB_0 decide to absorb the tax costs and accept with the intention to declare in TI_0 . It is also possible that some sellers who accept with the intention to declare in TI_0 decide to keep the collected taxes and accept with the intention to evade in TB_0 . If sellers adjust their behavior in one of the two ways, we identify a lower bound estimate of γ_0 .

Although the identification of γ_{10} and γ_{20} requires the same assumptions, the likelihood of violations thereof may differ. In that we lower sellers' margin, it is more likely that some sellers who accept with the intention to declare in TI_{10} or TI_{20} switch to the intention to evade in TB_{10} or TB_{20} (violation of A2a more likely). In contrast, it is less likely that sellers who intend to evade in TB_{10} or TB_{20} accept to issue an invoice in TI_{10} or TI_{20} when we ask for a price discount (violation of A2b less likely).

¹³ Although 13 responses leave room for interpretation, we can infer what sellers had in mind. The results are the same with and without these observations. We include them to increase power.

¹⁴ Unfortunately, tax authorities are not willing to provide information on their enforcement strategies. According to experts, invoices provided by households are a great auditing possibility.

¹⁵ We use the cash and invoice prices proposed in treatment TQ to study the validity of this assumption. If sellers do not have a clear intention and offer a price between their evasion and declaration price, the cash and invoice prices should be same among those saying that their initial offer included an invoice and those saying that it is for cash payment. However, as shown in online Appendix Table D.8, whereas the invoice prices are the same, the cash price of those who respond to the advertisement with the intention to evade is significantly lower than the one of those that intend to declare.

For the identification of γ_Q , we assume that sellers have no incentive to conceal their initial intention as we show interest in both prices. Similar to assumption A1 described above, we assume that sellers proposing an invoice price (in response to the advertisement or treatment) would declare the transaction. Although we do not stress that we will use the invoice to deduct the costs from taxes, survey evidence indicates that it is unlikely that self-employed contractors collect VAT and do not remit it (Olsen et al. 2019).

To identify the fraction of offers in which sellers are willing to deviate from their initial intention, we must reliably separate offers in which a cash price is proposed with the intention of rewarding immediate payment (including an invoice). In Germany, sellers can determine the payment due date. The statutory payment period is 30 days. Payment within 14 days is often rewarded with an early payment discount (in German, *Skonto*). The discount to expedite payment from 30 to 14 days is usually 2–5 percent. Sellers should give a similar discount to expedite payment from 14 to 0 days. The interactions with sellers allow us to distinguish cash prices involving evasion and cash prices for immediate payment (see online Appendix B.3 for conversation examples). A substantial fraction of sellers explicitly stress that their cash price includes an invoice (see Table 4). We show that the discounts involving evasion differ from discounts for immediate payment (see Section IV).

If all assumptions hold, γ_0 and γ_Q measure the same, namely the fraction of offers in which sellers respond to the advertisement with the intention to evade. Note that in TI_0 and TB_0 , we identify γ_0 conditional on acceptance in TB_0 . In TQ , we identify γ_Q conditional on contractors having responded to the two questions. We do not know what nonresponders would have done or whether the reasons for not responding are the same across treatments. We consider nonresponders in a bounding analysis.

Intention to Evade Taxes versus Regulations.—We argue that sellers who do not accept to issue an invoice do so to evade taxes. We justify this interpretation with the large and certain financial benefit that sellers have if they use the absence of an invoice to evade taxes (see Section IA). Our interpretation is reasonable if other motivations to decline issuing an invoice are of minor importance.

First, sellers may decline to issue an invoice to avoid giving a warranty. In Germany, providers of home improvement services are obliged to repair deficiencies during a two-year period. Consumers are required to approve the service before payment. When they detect deficiencies later, they must prove that the service was insufficient at the time of approval. If a warranty is granted, the seller must repair the damages if the consumer has any proof that the transaction took place. We conclude that not issuing an invoice would allow only very few sellers to avoid the financial cost of a warranty claim.

Second, sellers may decline to issue an invoice so that they can be paid on the spot. As described in Section IIE, consumers usually must pay within 30 days. The statement that we intend to deduct the services from taxes implies that we would pay via bank transfer (we do not know if sellers are aware of this restriction). While bank transfers are usually free, immediate payment might be important for small, liquidity constrained sellers. However, during the period of our experiment, small

businesses reported that obtaining credit was exceptionally easy (Zentralverband des Deutschen Handwerks 2016b). To expedite payment, these sellers can choose an earlier payment due date or incentivize early payment with a discount. Without an invoice, sellers run the risk of receiving no money at all since the contract is invalid and cannot be enforced. We conclude that being paid on the spot provides only a small financial benefit and is also risky.

Third, informal sellers may decide to refrain from registering their business to avoid regulations rather than taxes. As described in Section IA, registration may be too burdensome or even impossible. While we cannot assess the importance of avoiding regulations, the avoidance of taxes is at least an important side benefit of not registering the business.

If one of these motivations is more important than we expect, we identify the “intention to evade taxes and/or regulations” rather than the “intention to evade taxes.” The first interpretation is similar to the definition of undeclared work: “any paid activities that are lawful as regards their nature but not declared to public authorities” (European Commission 2014, 2).

F. Summary Statistics

The final sample consists of 618 offers from Market R and 1,925 offers from Market NR (see final step in Figure 1). The lower number of offers in Market R may partly be caused by the market’s entry restrictions. Table 1 reports the number of offers and pre-treatment prices of sellers by market and job type. We collected fewer offers for the flooring than for the painting job. On average, the fraction of flooring offers is 38 percent in Market NR and 26 percent in Market R; the fraction of flooring offers is not significantly different across treatments. One explanation is that we posted the advertisement for the painting job in twice as many cities as the flooring job. However, in particular in Market NR, the average number of offers per city is also higher for painting than for flooring (Market R: 12 versus 13, Market NR: 43 versus 30), which may be explained by the lower complexity of the job.

Table 1 shows that we observe a broad range of price proposals in both markets and jobs.¹⁶ The average price for painting is 343 euros in Market R and 229 euros in Market NR; i.e., the price of painting is 33 percent lower in Market NR. The average price for laying a floor is 663 euros in Market R and 462 euros in Market NR; i.e., the price of floor installation is 30 percent lower in Market NR. In both markets, the price for laying a floor is about twice as high as the price for painting, e.g., due to a higher workload.

We study the balancing of pre-treatment prices in the final sample. Table 1 shows that the average proposed prices are similar in all treatments. We regress the prices on a set of treatment dummies and test whether the estimated coefficients are jointly

¹⁶Prices may vary due to differences in the expected workload, regional characteristics, or market competition. As shown in Section IV, the price also includes information about sellers’ intentions. An example of offers from the lower end of the price distribution is a student who wants to earn money without having a registered business and the required qualifications. An example of offers from the upper end of the distribution is a seller with full order books who would do the job for an excessively high price (deterrence pricing). In Section IV, we discuss to what extent quality might influence prices.

TABLE 1—SUMMARY STATISTICS BY MARKET AND TREATMENT FOR EACH JOB

		Observations	Proposed price (in euro)			
			Mean	SD	Min	Max
<i>Panel A. Painting</i>						
Market R	Total	386	343	141	98	1,370
	TB ₀	61	339	126	98	750
	TI ₀	57	323	129	100	702
	TB ₁₀	52	337	128	120	680
	TI ₁₀	57	366	158	130	1,200
	TB ₂₀	55	321	109	175	690
	TI ₂₀	54	367	191	175	1,370
	TQ	50	348	134	150	655
	<i>p</i> -value		0.454			
Market NR	Total	1,422	229	142	30	1,800
	TB ₀	203	233	142	40	850
	TI ₀	197	235	130	30	1,000
	TB ₁₀	208	222	130	40	800
	TI ₁₀	208	230	154	40	1,500
	TB ₂₀	205	219	131	50	915
	TI ₂₀	204	222	127	50	750
	TQ	197	244	176	30	1,800
	<i>p</i> -value		0.564			
<i>Panel B. Floor installation</i>						
Market R	Total	232	663	265	250	1,800
	TB ₀	34	650	296	285	1,428
	TI ₀	33	638	212	320	1,190
	TB ₁₀	34	623	270	360	1,660
	TI ₁₀	35	742	316	341	1,666
	TB ₂₀	32	611	197	250	1,000
	TI ₂₀	35	659	211	358	1,200
	TQ	29	720	321	350	1,800
	<i>p</i> -value		0.332			
Market NR	Total	503	462	219	80	1,500
	TB ₀	67	473	195	150	1,120
	TI ₀	71	458	214	160	1,400
	TB ₁₀	73	486	254	160	1,500
	TI ₁₀	73	455	203	80	1,071
	TB ₂₀	75	476	200	100	1,200
	TI ₂₀	72	465	244	120	1,500
	TQ	72	422	221	100	1,500
	<i>p</i> -value		0.703			

Notes: Summary statistics are based on offers in the final sample. Market R (for Restrictive terms of use) keeps track of sellers' credentials. Market NR (for Non-Restrictive) allows anyone to sell anonymously. SD is standard deviation. Min and Max indicate the lowest and highest price per treatment. To test for balance of the proposed prices, we regress this variable on the set of treatment dummies and test whether the estimated coefficients of these dummies are all jointly zero. *p*-values from a *F*-test of joint significance are reported in the last row.

zero. In both markets and for both job types, the average prices are not significantly different across treatments (see *p*-values in Table 1). Kolmogorov-Smirnov tests of equality of the price distributions across treatments also reveal no significant differences (see Table D.1).

We examine the representativeness of our sample. Unfortunately, information on the sellers is only available in Market R, where contractors of 433 offers describe their business, which is optional information. In that sample, sellers of 30 percent of offers do not have employees, in 55 percent they have up to three employees, in

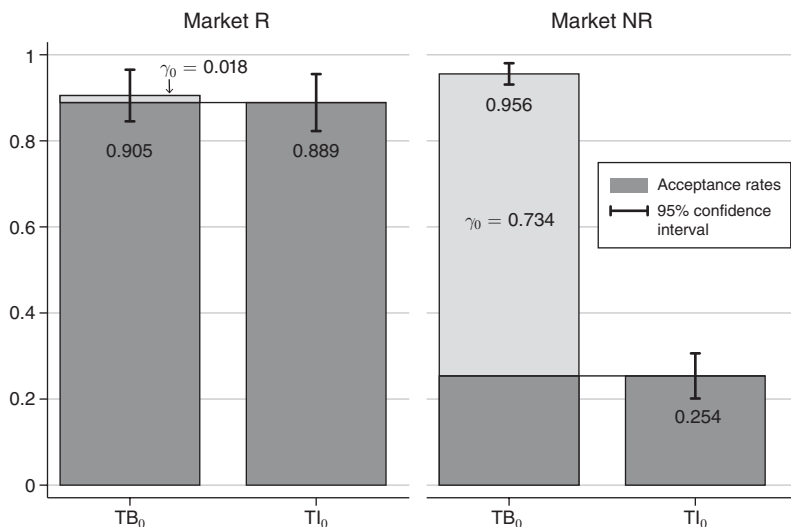


FIGURE 2. ACCEPTANCE RATES WHEN WE CONFIRM THE PRICE

Notes: The bars show the fraction of offers in which sellers accept the conditions (acceptance rate). Market R (for Restrictive terms of use) keeps track of sellers' credentials. Market NR (for Non-Restrictive) allows anyone to sell anonymously. In Market R, the sample size is $N = 95$ in the baseline treatment TB_0 and $N = 90$ in the invoice treatment TI_0 . In Market NR, $N = 270$ in TB_0 and $N = 268$ in TI_0 . The fraction of offers from sellers who intend to evade γ_0 is calculated as the difference between the acceptance rates in TB_0 and TI_0 divided by the acceptance rate in TB_0 (e.g., $(0.956 - 0.254)/0.956 = 0.734 = 73$ percent in Market NR). Standard errors are obtained by bootstrapping with 10,000 replications.

13 percent 4–9 employees, and in 2 percent 10–20 employees. If we add sellers without employees and sellers with up to three employees, in at least 85 percent of the offers in our study, sellers employ up to five workers. We compare these numbers to official statistics reported in online Appendix A. In 2016, 57,046 businesses were registered as providers of painting and flooring services, 70 percent were very small businesses with no or less than five employees. A possible explanation for the discrepancy between official statistics and the statistics from our sample is that very small businesses are more likely to offer services to households.

III. Does the Intention to Evade Vary across Contract Conditions and Markets?

A. Intention to Evade When We Confirm the Price

We use the baseline and invoice treatment (TB_0 , TI_0) to quantify the fraction of offers from sellers responding to the advertisement with the intention to evade γ_0 . Figure 2 shows that in both markets almost all sellers are willing to accept the conditions of the baseline treatment TB_0 . Although we do not amend the offer, 9 percent in Market R and 4 percent in Market NR do not reply. In contrast, in the invoice treatment TI_0 , the acceptance rate differs substantially by market. While in 89 percent of the offers that we receive through Market R the sellers accept to issue an invoice, this fraction is only 25 percent in Market NR.

The difference in the acceptance rates in the two treatments yield the causal effect of demanding an invoice on contractors' willingness to accept the job at the proposed price. In Market R, the acceptance rate decreases by only 2 percentage points (pp) (t -test: $p = 0.712$; $N = 185$). In contrast, the acceptance rate decreases by 70 pp in Market NR (t -test: $p = 0.000$; $N = 538$). We divide the absolute difference by the acceptance rate in the baseline treatment to obtain the fraction of evasion offers γ_0 . The fraction is 2 percent in Market R and 73 percent in Market NR. We obtain the empirical bootstrap distribution (10,000 replications, sampling with replacement) to assess if the fractions are significantly different from zero. High statistical significance is indicated in Market NR (t -test: $p = 0.000$; $N = 538$) but not in Market R (t -test: $p = 0.714$; $N = 185$).

The results from linear regressions are presented in Table 2.¹⁷ We pool the observations from TB_0 and TI_0 and regress acceptance on a dummy variable indicating the invoice treatment and different sets of control variables. When we control for region and quarter in columns 1 and 2, the invoice treatment effect (see coefficients in panel A) and the fraction of evasion offers (see predicted values in panel B) are the same as the unconditional results. The difference between markets is 72 pp (significant at 1 percent level).

As shown in Section IIF, the average price and the fraction of flooring offers are higher in Market R. We account for the differences in the regressions. In columns 3 and 4, we hold the proposed prices constant. In the baseline treatment, in both markets the price is not significantly related to sellers' reactions. In contrast, the positive coefficients on the interaction "proposed price \times TI_0 " imply that the negative effect of the invoice treatment decreases with the price. Although the effects are similar in magnitude, the effect is only significant in Market NR. In this market, a price increase by one standard deviation is related to a 8.4 pp higher likelihood that the seller accepts to issue an invoice.

In columns 5 and 6, we also control for the job type. Contractors offering floor installation services are equally likely to accept the conditions of TB_0 as sellers of painting services. We find that sellers of floor installation services are more likely to accept to issue an invoice in Market NR (significant at the 10 percent level). However, panel B shows that the fractions γ_0 and the difference between markets are the same in all specifications.

We study whether the results hold in a subgroup analysis. In Figure D.1 (a) and (b) in the online Appendix, we show that the acceptance rates, the fractions γ_0 , and the market difference are similar across job types. When we split the sample by the first and second half-year (see Figure D.1 (c) and (d)), γ_0 is not significantly different across time.¹⁸ Finally, in Market R, we compare offers from sellers without employees to offers from sellers with employees. In both treatments, the acceptance rate is slightly lower among sellers without employees. Although the results are

¹⁷ We obtain the same result when we run probit estimation (see Table D.2 in the online Appendix). We prefer to report linear regressions, which allow us to interpret interaction terms in a straightforward way.

¹⁸ During the time of our experiment, the sector experienced excellent economic conditions, thus increasing sellers' market power (Zentralverband des Deutschen Handwerks 2016a). On the one hand, sellers' earnings might be high enough such that tax evasion is not attractive. On the other hand, a boom also implies market power for employees who might use the sellers' resources for moonlighting.

TABLE 2—REGRESSION RESULTS WHEN WE CONFIRM THE PRICE

	Market		Market		Market	
	R	NR	R	NR	R	NR
	(1)	(2)	(3)	(4)	(5)	(6)
<i>Panel A. Coefficients from linear regression</i>						
Invoice treatment TI_0	-0.017 (0.033)	-0.704 (0.029)	-0.011 (0.033)	-0.706 (0.028)	-0.033 (0.042)	-0.742 (0.029)
Proposed price			-0.004 (0.032)	0.013 (0.016)	-0.005 (0.031)	0.013 (0.016)
Proposed price $\times TI_0$			0.062 (0.049)	0.084 (0.034)	0.061 (0.049)	0.086 (0.034)
Floor installing					0.003 (0.076)	-0.026 (0.043)
Floor installing $\times TI_0$					0.061 (0.063)	0.137 (0.075)
Region fixed effects	Yes	Yes	Yes	Yes	Yes	Yes
Quarter fixed effects	Yes	Yes	Yes	Yes	Yes	Yes
<i>Panel B. Fractions calculated from predicted values</i>						
Fraction of evasion offers γ_0	0.019 (0.049)	0.736 (0.029)	0.013 (0.049)	0.737 (0.028)	0.037 (0.060)	0.761 (0.029)
Difference: Market NR – Market R		0.717 (0.057)		0.725 (0.057)		0.724 (0.067)
Observations	185	538	185	538	185	538

Notes: Market R (for Restrictive terms of use) keeps track of sellers' credentials. Market NR (for Non-Restrictive) allows anyone to sell anonymously. Panel A reports results from linear regressions in which the dependent variable is a dummy variable indicating if the seller accepts our conditions. The proposed price is standardized to zero mean and unit variance by market and job type. Standard errors clustered at the advertisement level are reported in parentheses. Panel B reports the fraction of offers from sellers who intend to evade predicted from regression results and the differences of these fractions between markets. Standard errors of the fractions and the differences are obtained from bootstrapping with 10,000 replications.

in line with the literature that typically finds less evasion among larger firms, both fractions are not significantly different from zero.

We report the results from additional robustness checks in Table D.3 in the online Appendix. We show that the findings are robust to dropping offers with the lowest and highest 5 percent of prices or keeping only the first offer from contractors who sent multiple offers. To study if the results also apply to other volumes of the service, we post two additional advertisements with a different number of rooms.¹⁹ The results in Market NR remain stable when we use this sample. In Market R, the fraction γ_0 is 20 percent and thus larger than in the main sample. However, the advertisement was only posted in four cities.

¹⁹We advertise the painting of four rooms (80 sqm) and laying a floor in one room (20 sqm). We focus on the baseline and invoice treatment in which we confirm the price (TB_0 , TI_0). The advertisements were each posted in four cities between August and October 2017. We receive 70 offers in Market R and 300 offers in Market NR. Summary statistics, presented in online Appendix Table D.4, show that the pattern of prices across markets and treatments is unchanged. Whereas flooring costs about twice as much in the main experiment, this is the exact opposite in this extension: painting costs twice as much as flooring.

The estimate γ_0 captures the fraction of offers from sellers who intend to evade among those accepting in TB_0 . To estimate the fraction of evasion offers among all offers used in Step 2 of the experiment, we must consider nonresponders in TB_0 . For this purpose, we derive lower and upper bounds of the quantities of interest. To calculate the lower bound of γ_0 , we assume that nonresponding sellers have the intention to declare and would have accepted in TB_0 and TI_0 . For the upper bound, we assume that nonresponders have the intention to evade. They would have accepted only in TB_0 . In Market R, the lower and upper bounds are 2 percent and 11 percent, respectively, with a 95 percent confidence interval spanning from zero to 16 percent (see Imbens and Manski 2004). In Market NR, γ_0 is bounded by 70 percent and 75 percent with a confidence interval spanning from 66 percent to 79 percent.

Finally, we examine the responses of contractors not accepting the conditions of the invoice treatment in Table 3. In Market R, in five of the ten offers in which sellers do not accept, the sellers provide an explanation. No seller states that issuing an invoice is impossible. Sellers answer four times that an invoice is possible if the VAT is added. One seller asks for a call. In Market NR, in two-thirds of the 200 offers in which sellers do not accept the invoice condition, they provide an explanation. In 45 percent of the offers, sellers state that they are not able to issue an invoice. In 12 percent of the offers, contractors claim that an invoice would be possible if the VAT would be added, and in 9 percent of the offers sellers state that an invoice would be possible if the price increases by more than the VAT. Only 2 percent request a call or visit. The results are in line with our expectation that, first, informal sellers are unable to participate in Market R, and second, that among formal sellers avoiding to pay taxes is central in the decision to (not) issue an invoice (as suggested by the large fraction stating that an invoice is possible if the VAT is added among those that do not say they are unable to issue an invoice, see also Section IIID).

B. Intentions when We Ask for a Cash and an Invoice Price

We use treatment TQ to study how sellers react when consumers signal their willingness to evade by asking for a “cash” price. We also investigate whether sellers who initially propose a cash price would provide an invoice if the consumer asks for it. In 11 percent of the 79 offers in Market R and in 8 percent of the 269 offers in Market NR, sellers do not respond to our questions. In Market R, an additional 15 percent ask for a call; this fraction is 4 percent in Market NR. Due to the lack of anonymity in Market R, sellers may only be willing to negotiate “cash” prices on the phone. The average proposed prices and fractions of the two job types are not significantly different across offers in which sellers reply to the questions, ask for a call, or do not reply. In the analysis, we use the 58 (Market R) and 237 (Market NR) offers in which sellers respond. To address possible biases due to sellers who do not reply at all, we report results from a bounding analysis in which we consider these sellers.

In panel A of Table 4, we report sellers’ responses to our two questions. In Market R, 5 percent of sellers say that the initial price is for cash payment, the fraction is 73 percent in Market NR. The numbers are remarkably close to the fraction of

TABLE 3—REASONS FOR NONACCEPTANCE IN INVOICE TREATMENT TI_0

Reason	Market R	Market NR	Representative wording examples
No response	0.500	0.330	—
Invoice not possible	0.000	0.450	Sorry, no invoice possible, I am doing this private; I have no registered business
Invoice possible if VAT is added	0.400	0.115	With invoice you have to add 19 percent; Invoice is no problem, then add VAT
Invoice possible if price increases by more than VAT	0.000	0.090	I can issue an invoice but not at this price. With invoice the price will increase plus VAT.
Ask for a call	0.100	0.015	Call me, then we can talk about everything; Please call me to talk about details
Observations	10	200	

Notes: Market R (for Restrictive terms of use) keeps track of sellers' credentials. Market NR (for Non-Restrictive) allows anyone to sell anonymously. Reported are the fractions of offers in which sellers provide the respective reason on all offers in which sellers do not accept in TI_0 .

offers from sellers who intend to evade γ_0 calculated from TB_0 and TI_0 . Despite the limitations of both approaches, our findings seem to have high internal validity. We argue that in TQ it is unlikely that sellers change their intention after treatment (see Section IIE). The similarity of results suggests that contractors also stick to their initial intention in TB_0 and TI_0 .

To calculate the lower bound of γ_0 , we assume that all nonresponding sellers ($N = 9$ in Market R, $N = 22$ in Market NR) would have proposed an invoice price. For the upper bound, we assume that they would have proposed a cash price. In Market R, γ_0 is bounded by 5 percent and 18 percent (95 percent CI: 0.003; 0.257), in Market NR it is bounded by 66 percent and 75 percent (95 percent CI: 0.615; 0.795). The market difference is also highly significant when we consider the possible behavior of nonresponders (see Table D.5 in the online Appendix).

We examine how many of the sellers who say that the initial price includes an invoice (see row II) are willing to propose a cash price when we ask for it. We find a large willingness to reduce the price. We distinguish sellers who propose a cash price involving evasion (row IIa) from sellers proposing a cash price to reward consumers for immediate payment (row IIb), see Section IIE. In 38 percent (Market R) and 31 percent (Market NR) of the offers, the sellers reward immediate payment, i.e., they propose a cash price without switching to evasion. In Market R, in 46 percent of the declaration (invoice) offers the sellers are willing to evade when we ask for it. In Market NR, the fraction is 65 percent. The difference between markets is significant. While the market difference is insignificant when we consider nonresponders, the bounds confirm that even in Market R, which keeps track of sellers' credentials, many sellers are willing to evade when asked (see online Appendix Table D.5).

In panel B, we report the total share of offers in which sellers propose a cash price, in response to the advertisement or to the treatment. The share is 48 percent in Market R and 90 percent in Market NR. The market difference is highly significant. The fraction is bounded by 37 percent and 69 percent in Market R and by 79 percent and 100 percent in Market NR (see online Appendix Table D.5).

TABLE 4—REACTIONS WHEN WE ASK FOR AS CASH/INVOICE PRICE

	Market R	Market NR	\Delta Markets
<i>Panel A. Sellers' responses to our two questions</i>			
(I) Share saying that initial price is for cash payment γ_Q	0.052 (0.029)	0.726 (0.030)	0.674 (0.042)
thereof:			
(Ia) also propose invoice price	1.000 (0.215)	0.390 (0.037)	0.610 (0.136)
(II) Share saying that initial price includes invoice	0.948 (0.031)	0.274 (0.029)	0.674 (0.042)
thereof:			
(IIa) also propose cash price = evasion	0.455 (0.069)	0.646 (0.060)	0.192 (0.089)
(IIb) also propose immediate payment discount	0.382 (0.067)	0.308 (0.058)	0.074 (0.067)
<i>Panel B. Total fraction of offers from sellers willing to evade/declare</i>			
Total share willing to propose cash price (I + II \times IIa)	0.483 (0.068)	0.903 (0.021)	0.420 (0.070)
Total share willing to propose invoice price (II + I \times Ia)	1.000 (0.215)	0.557 (0.033)	0.443 (0.100)
Observations	58	237	

Notes: Market R (for Restrictive terms of use) keeps track of sellers' credentials. Market NR (for Non-Restrictive) allows anyone to sell anonymously. In panel A, rows I and II are reported as a fraction of the total N, rows Ia, IIa, and IIb are reported as a fraction of the offers in I and II. Row IIa contains the fraction of cash offers involving evasion, IIb the fraction of cash offers rewarding immediate payment. In panel B, we use the fractions from panel A to calculate the total fraction of offers in which sellers are willing to propose a cash/invoice price. The differences between markets in the last column are presented in absolute values. Standard errors are obtained from bootstrapping with 10,000 replications.

We also investigate how many of the contractors who initially propose a cash price are willing to quote an invoice price. As shown in row Ia of panel A, all sellers in Market R are willing to also quote an invoice price. In Market NR, this only applies to 39 percent of the offers. The market difference is significant. Due to a low number of observations in Market R, the bounding analysis can only be implemented in Market NR. In this market, the fraction is bounded by 35 percent and 46 percent (see online Appendix Table D.5). As shown in panel B of Table 4, the total fraction of offers in which sellers propose an invoice price is 100 percent in Market R (as expected) and 56 percent in Market NR. The market difference is again significant and the finding is robust when we consider nonresponders.

C. Intention to Evade when We Ask for a Price Discount

We use the baseline and invoice treatments with discount (TB₁₀, TI₁₀, TB₂₀, and TI₂₀) to study whether the fraction of offers from sellers who accept with the intention to evade changes when consumers ask for a price discount without signaling their willingness to collude. Figure 3 shows that in Market R (panel A) and in Market NR (panel B) in all discount treatments, a substantial fraction of sellers react by withdrawing their offer.

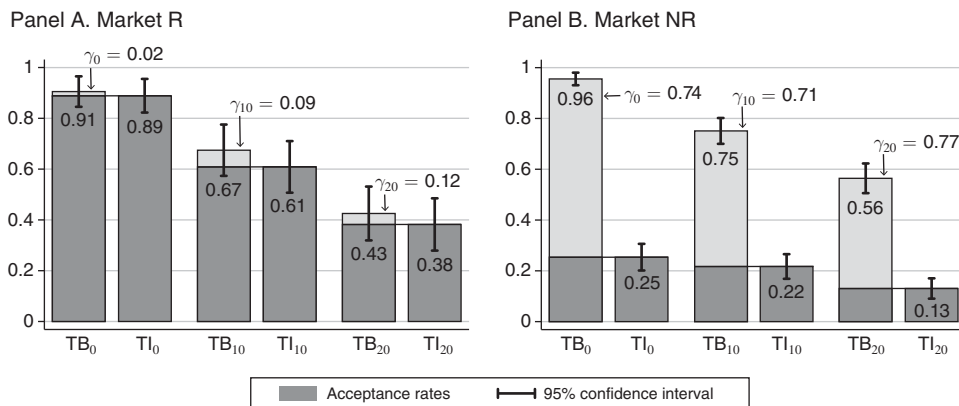


FIGURE 3. ACCEPTANCE RATES WHEN WE ASK FOR A DISCOUNT

Notes: Market R (for Restrictive terms of use) keeps track of sellers' credentials. Market NR (for Non-Restrictive) allows anyone to sell anonymously. The bars show the fraction of offers in which sellers accept the conditions in the baseline and invoice treatments when we confirm the price TB₀, TI₀ (Market R: $N = 185$, Market NR: 538), with a 10 percent discount TB₁₀, TI₁₀ (Market R: $N = 178$, Market NR: 562), and with a 20 percent discount TB₂₀, TI₂₀ (Market R: $N = 176$, Market NR: 556). The fraction of offers in which sellers intend to evade γ_0 , γ_{10} , and γ_{20} are calculated as the difference between acceptance rates in TB, TI divided by the acceptance rate in TB, e.g., in Market NR $\gamma_{20} = (0.564 - 0.130)/0.564 = 0.770 = 77$ percent. Standard errors are obtained by bootstrapping with 10,000 replications.

We calculate the relative difference of acceptance rates in TB and TI for each discount to obtain estimates of the fractions γ_{10} and γ_{20} . In Market R, the fraction of offers in which sellers intend to evade is 10 percent when we ask for a 10 percent or a 20 percent discount (not significantly different from zero). Since in Market R all sellers respond to the advertisement with the intention to declare, significant increases in the fraction of evasion offers would be in line with the idea that some sellers switch from declaration to evasion. Differences cannot be caused by the different acceptance of discounts of sellers who intend to evade. However, the differences between γ_{10} and γ_0 ($\Delta = 0.079$, p -value = 0.487), γ_{20} and γ_0 ($\Delta = 0.084$, p -value = 0.644) and γ_{20} and γ_{10} ($\Delta = 0.004$, p -value = 0.983) are insignificant.

In Market NR, the fraction of offers from sellers intending to evade is 71 percent when we ask for a discount of 10 percent and 77 percent when we ask for a 20 percent discount. Again, none of the differences between γ_{10} and γ_0 ($\Delta = -0.024$, p -value = 0.594), γ_{20} and γ_0 ($\Delta = 0.034$, p -value = 0.471), and γ_{20} and γ_{10} ($\Delta = 0.058$, p -value = 0.258) is significant. Note that in Market NR, the change from the condition in which we confirm the price to conditions in which we ask for a discount contains the combined reaction of declarers and evaders. Some contractors who intend to declare without a discount may have switched to evasion in the discount treatments, thus increasing the fraction of evasion offers γ . Contractors who intend to evade may have been more likely to decline the discount request (e.g., because they offered lower prices when responding to the advertisement), thus decreasing γ . It is possible that the null effect is due to both reactions counteracting each other.

Regressions that control, for example, for initial prices confirm the results (see Table D.6 in the online Appendix). We conclude that asking for a discount has on average no effect on sellers' intention to evade. This may partly be due to violations of our assumptions or the combined reaction of declarers and evaders. Another possible explanation is that our request simply implies lower profits or sends a negative signal about the consumer type. Demanding clients can be a challenge for sellers of home improvement services.

The discount treatments allow us to examine sellers' reactions to discounts more generally. We find that consumers can still choose from a large number of offers when they request a discount and that sellers tend to be more inclined to negotiate prices in Market NR. For example, compared to those who accept when we confirm the price, in the invoice treatments 43 percent are willing to give a discount of 20 percent in Market R and 51 percent in Market NR. The average price of sellers accepting to give a discount is not significantly different from the average price of sellers accepting when we confirm the price. Hence, to the extent that price reflects quality, the consumer does not have to be concerned about lower quality.

D. Possible Reasons for Market Differences

As outlined in Section IIA, there are two possible explanations for the market differences described above. First, informal sellers should only be able to participate in Market NR. Second, the different terms of use may create different expectations of tax compliance from formal sellers, or attract formal sellers with different preferences for evasion. We use treatment TQ to study the importance of these two reasons.

We show the fraction of offers from formal and informal sellers in panel A of Table 5. We classify all offers in which the seller provides an invoice price as being from a formal seller. All offers in which sellers are unwilling to issue an invoice, even if they can request any price, are classified as being from an informal seller.²⁰ As expected, all offers are from formal sellers in Market R. In contrast, 44 percent of offers are from informal sellers in Market NR. The difference between the markets is highly significant. The numbers are remarkably close to the fractions of sellers who decline in treatment TI_0 with the explanation that they do not have a registered business (see Table 3). According to our bounding analysis, the fraction of offers from informal sellers is bounded by zero and 13 percent in Market R and by 41 percent and 49 percent in Market NR (see Table D.7 in the online Appendix).

To study if the two markets create different expectations of tax compliance among formal sellers or attract formal sellers with different preferences for evasion, we first restrict the sample to offers from formal sellers in panel B of Table 5. We investigate formal sellers' willingness to propose a cash price. In Market R, about half of the sample is reluctant to evade. The other half is flexible: they quote a cash and an

²⁰We argue that all sellers who can issue an invoice indeed propose an invoice price. This assumption may be violated if small businesses (*Kleinunternehmer*) decline to issue an invoice to avoid crossing the VAT threshold (see Section IA). However, only 1.7 percent of sellers in our sample reported having that status. In addition, Harju, Matikka, and Rauhanen (2019) find that Finnish firms' bunching at VAT thresholds seems to be caused by real economic decisions rather than evasion.

TABLE 5—FRACTIONS OF OFFERS FROM DIFFERENT SELLER TYPES

	Market R	Market NR	$ \Delta $ Markets
<i>Panel A. Fractions of offers from formal/informal sellers</i>			
Offers from formal sellers	1.000 (0.010)	0.557 (0.033)	0.443
Offers from informal sellers	0.000 (—)	0.443 (0.033)	(0.033)
Observations	58	237	
<i>Panel B. Formal sellers' willingness to propose a cash price</i>			
Offers from sellers only declare (no cash price)	0.517 (0.068)	0.174 (0.033)	0.343
Offers from flexible sellers (cash and invoice price)	0.483 (0.068)	0.826 (0.034)	(0.075)
Observations	58	132	
<i>Panel C. Initial intentions of flexible formal sellers (proposing a cash and an invoice price)</i>			
Offers from flexible sellers initially proposing invoice price	0.893 (0.061)	0.385 (0.047)	0.508
Offers from flexible sellers initially proposing cash price	0.107 (0.060)	0.615 (0.047)	(0.076)
Observations	28	109	

Notes: Market R (for Restrictive terms of use) keeps track of sellers' credentials. Market NR (for Non-Restrictive) allows anyone to sell anonymously. The fractions in panel A are based on all sellers responding to our two questions in treatment TQ. In panel B, we restrict the sample to formal sellers, and in panel C to formal sellers who are flexible (propose a cash and an invoice price). Sellers proposing cash prices with the intention to reward immediate payment are not considered as having proposed a "cash" price. The differences between markets in the last column are presented in absolute values. Standard errors are obtained from bootstrapping with 10,000 replications.

invoice price. This division is different in Market NR, where more than four out of five offers are from flexible sellers. The difference between the markets is highly significant, and the results are robust when we consider nonresponders in a bounding analysis (see online Appendix Table D.7).

Second, we examine whether the initial intentions of flexible sellers differ across markets (see panel C of Table 5). In Market R, 89 percent of flexible sellers propose an invoice price when responding to the advertisement. In Market NR, this fraction is only 39 percent; the majority responds to the advertisement with a cash price. The market difference is significant, which is confirmed in the bounding analysis (see online Appendix Table D.7). The results suggest that the markets indeed create different expectations of tax compliance and/or attract different types of sellers (unfortunately, we cannot distinguish the two mechanisms).

IV. What is the Price Reduction for Consumers Who Agree to Evade?

We aim to quantify the price reduction for consumers who agree to evade. To determine consumers' private gains from not declaring the transaction, that is, their evasion rent, it is necessary to know the counterfactual situation. As described in Section IB, in a setting with a tax subsidy the counterfactual should vary with consumers' possibilities and costs to claim the tax subsidy. Consumers who could use the tax subsidy should only benefit from evasion if the price reduction is at least as

high as the legal refund. Consumers who consider the hassle costs from itemizing, discount the legal refund (which is received with a time lag), or who cannot claim the tax subsidy might benefit from evasion even if the price reduction is lower than the legal refund. Consumers might also consider that the quality of illegally provided services might be lower or that evasion implies that they have to pay immediately, whereas they can usually pay within 30 days in a legal transaction.²¹ Since we are unable to quantify these aspects, we focus on the null hypothesis that the price reduction for consumers who agree to evade is larger than the tax subsidy of 20 percent.

We rely on two strategies to estimate the price reduction, calculated as $\varepsilon = (p_D - p_E)/p_D$. First, we use the baseline and invoice treatment to quantify how much the prices proposed by contractors who intend to evade differ from the prices offered by sellers who intend to declare (between variation). Second, we use the responses to treatment TQ to quantify the difference between the invoice and the cash price from sellers who propose both types of prices (within variation). In both strategies, quality differences might be responsible for a part of the price difference. In the between variation, quality differences might stem from informal sellers providing lower quality or from formal sellers deliberately lowering the quality, as consumers are unable to claim a warranty. In the within variation, only the latter effect matters since only formal sellers are considered in the calculation.

To estimate the price reduction from between variation, we use the average prices from accepting contractors in TI_0 as the declaration price \bar{p}_D . The evasion price is calculated from the average price of those accepting in TB_0 . This price is the sum of the prices from sellers who intend to declare and from sellers intending to evade, weighted with the shares of the groups. Assuming equal shares and average prices of declaration offers across TB_0 and TI_0 , we can solve for the average evasion price \bar{p}_E (see online Appendix Table D.8 for the prices).

In panel A of Table 6, we present the price reduction ε_0 calculated from these prices. Since the fraction of offers from sellers that intend to evade is not significantly different from zero in Market R, we cannot use the approach to calculate ε_0 in this market. In Market NR, the evasion price is 21 percent lower than the declaration price. The confidence interval shows that the evasion discount is not significantly different from the tax subsidy of 20 percent. We assess whether the results are different when nonresponders in TB_0 are considered in the analysis. For the lower bound, we assume that all nonresponders ($N = 12$) intend to declare; for the upper bound, we assume that they intend to evade. We use the prices that nonresponders propose.

²¹ We assess whether the initial prices vary with sellers' ratings (available for 498 of the 618 observations in Market R). Almost two-thirds of those with a rating receive the best average grade of 5 stars; 29 percent receive on average 4.5 stars while the remaining receive less than 4.5 stars. The average proposed price of the 5-star sellers is 476 euros, and those of sellers with fewer than 5 stars is 419 euros (difference significant at 5 percent level). This suggests that price and quality are positively correlated. Although there are good reasons to believe that the quality of illegally provided services is lower, survey evidence suggests that it could also be higher; 23 percent of Germans respond that they bought undeclared services because they are provided faster, while 7 percent say that the reason was better quality (European Commission 2014).

TABLE 6—REDUCTIONS OF THE SALES PRICE

	Market R	Market NR
<i>Panel A. Results from between variation TB₀, TI₀</i>		
Price reduction ε_0 accepting sellers	—	0.205 [0.061; 0.348]
Observations	—	326
<i>Panel B. Results from within variation TQ</i>		
Price reduction for immediate payment	0.046 [0.011; 0.082]	0.067 [0.022; 0.112]
Observations	21	20
Price reduction ε_Q all flexible sellers	0.174 [0.152; 0.196]	0.291 [0.244; 0.339]
Observations	28	109
Price reduction ε_Q if initial price included invoice	0.170 [0.146; 0.193]	0.197 [0.149; 0.244]
Observations	25	42
Price reduction ε_Q if initial price is for cash payment	—	0.349 [0.294; 0.405]
Observations	—	67

Notes: Market R (for Restrictive terms of use) keeps track of sellers' credentials. Market NR (for Non-Restrictive) allows anyone to sell anonymously. The price reduction is calculated as $[\bar{p}_D - \bar{p}_E] / \bar{p}_D$ using the mean prices reported in Table D.8. In panel A, ε_0 is calculated based on price proposals in which sellers accept the conditions in TB₀ and TI₀. In panel B, the price reduction ε_Q is calculated from prices quoted by flexible sellers (those proposing a cash and an invoice price) in treatment TQ. In brackets, we report 95 percent confidence intervals of the price reduction from bootstrapping with 10,000 replications.

The bounds and the confidence interval are almost identical with the main results (see Table D.9 in the online Appendix).²²

To calculate the evasion discount from the price variation within sellers (i.e., holding contractors constant), we use the quoted cash prices as p_E and the quoted invoice prices as p_D . As described in Section IIE, we are able to identify offers in which the seller proposed a cash price with the intention to reward immediate payment (including invoice). The first row of panel B in Table 6 shows that in these offers sellers give an average discount of 5 percent in Market R and 7 percent in Market NR. This is similar to the discount to expedite payment from 30 days to 14 days, which is usually 2–5 percent. The confidence intervals show that the price reduction for immediate payment is significantly lower than the reduction offered to consumers who agree to evade (see second row in panel B). This result indicates that we successfully separate discounts for immediate payment from evasion discounts.

We find that the price reduction ε_Q is, on average, 17 percent in Market R. It is significantly lower than the tax subsidy of 20 percent but not significantly different

²² We use the variation between the prices of sellers accepting TB₁₀ and TI₁₀ and TB₂₀ and TI₂₀ to calculate the evasion discount when consumers ask for 10 percent or 20 percent reduction of the price. We are again only able to calculate ε_{10} and ε_{20} in Market NR. The price reduction is 0.15 (95 percent CI: -0.037; 0.344, $N = 272$) when we ask for 10 percent discount and 0.24 (95 percent CI: 0.046; 0.443, $N = 194$) when we ask for a 20 percent discount. The price reductions are not significantly different from the tax subsidy of 20 percent or the price reduction ε_0 , suggesting that asking for a lower price does not change the evasion discount.

from the VAT ($1 - 1/1.19 = 16$ percent if calculated as a reduction of the gross price), which suggests that the contractors in Market R simply reduce the price by the VAT. In contrast, in Market NR the evasion price is, on average, 29 percent lower than the declaration price. In this market, the evasion discount is significantly higher than the tax subsidy. We study if the results hold when offers from nonresponding sellers are considered. To obtain the bounds, we assume that all nonresponders ($N = 9$ in Market R, $N = 22$ in Market NR) are flexible. For the lower bound, we assign them a zero discount; for the upper bound, we assign them the maximum discount of flexible sellers in the market. The evasion discount is bounded from 13 percent to 22 percent in Market R and from 25 percent to 42 percent in Market NR. The bounds are significantly different from 20 percent in Market NR but not in Market R (see online Appendix Table D.9).

In Figure 4, we show the cumulative distribution of the price reduction ε_Q by market, which varies from 7 percent to 33 percent in Market R. In 79 percent of the offers, the price reduction is 20 percent or less. In Market NR, the distribution of the price reduction is much wider, ranging from 0 to 68 percent. The sample is almost equally split in offers in which the sellers give a price reduction of more than 20 percent and offers in which the price reduction is less than 20 percent.

When we compare the price reduction obtained from between (panel A) and within variation (panel B) in Market NR, the estimate based on the within variation is higher. Considering possible quality differences, we would expect the opposite effect. However, whereas the results from between variation are based on differences of initial prices, in treatment TQ contractors are given a chance to quote a second price. In the lower part of Table 6, we examine if sellers' initial intention matters for the evasion discount.

In Market NR, contractors who indicate that their initial price includes an invoice reduce the price by 20 percent when switching to a cash price. The price reduction is close to the decrease calculated using the between variation. In contrast, when sellers switch from a cash to an invoice price the evasion discount is 35 percent. The confidence interval ranges from 29 percent to 41 percent, indicating that the reduction is significantly higher than the tax subsidy. The results are similar when we consider attrition in a bounding analysis (see online Appendix Table D.9). The high price reduction can be interpreted as evidence for deterrence pricing. To persuade consumers from insisting on an invoice, contractors who intend to evade seem to be willing to share a higher fraction of the total amount of saved taxes (which includes not only the VAT but also sellers' income taxes, social security contributions, etc.).

The result that some sellers in Market NR propose a very large price increase if they are asked to issue an invoice is also reflected in the explanations for nonacceptance of the invoice treatment TI_0 , shown in Table 3. In Market NR, about half of the sellers who would issue an invoice at a higher price say that the VAT has to be added while the other half says that the price has to increase by more than the VAT. In Market R, all sellers who would issue an invoice at a higher price say that only the VAT must be added.

Note that the results are based on one round of negotiation. Consumers could try to negotiate a better offer by bringing down the price increase for the invoice price. In that case, the evasion discount of contractors intending to evade would represent

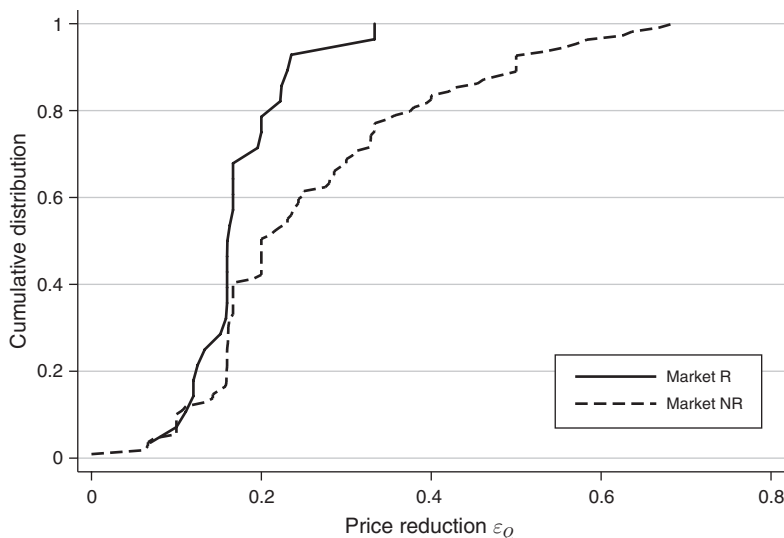


FIGURE 4. DISTRIBUTION OF THE PRICE REDUCTION ε_Q HOLDING SELLER CONSTANT

Notes: The lines show the cumulative density distribution of the price reduction ε_Q calculated from responses in TQ. The analysis is based on flexible sellers quoting a cash price and an invoice price. We disregard cash prices from contractors who aim to reward immediate payment. Market R (for Restrictive terms of use) keeps track of sellers' credentials. Market NR (for Non-Restrictive) allows anyone to sell anonymously. $N = 28$ in Market R and $N = 109$ in Market NR.

an upper bound. Consumers could also try to bring down the cash price quoted by sellers who initially proposed an invoice price. That would imply that the evasion discount of sellers' initially proposing an invoice price represents a lower bound.

In sum, assuming that consumers face no limitations in claiming the tax subsidy and aspects such as quality differences do not matter, our results suggest that consumers only benefit from evasion if they choose a seller who did not want to provide an invoice initially. Considering (i) a potentially lower service quality if no invoice is issued, (ii) that consumers might be able to negotiate a better offer, or (iii) that they have to pay immediately rather than in 30 days, it is possible that consumers do not even benefit if they choose a seller who initially intends to evade. However, if consumers are unaware of the tax subsidy or unable to use it, if they consider the inconvenience of itemizing, or if they discount the legal refund, they might benefit from evasion even if they choose a seller proposing an evasion discount of less than 20 percent. To conclusively assess whether consumers benefit from evasion, we would need to quantify the different aspects.

V. Conclusion and Discussion

Tax evasion is estimated to be particularly high when products or services are sold to consumers (e.g., Kleven et al. 2011, Pomeranz 2015, Naritomi 2019). Only a few studies, mostly theoretical, explore the collaboration between sellers and consumers (e.g., Boadway, Marceau, and Mongrain 2002; Chang and Lai 2004). Through conducting a field experiment in a naturally occurring market, our study

adds a new direction to the literature. We post job advertisements for home improvement services and vary whether we request an invoice for the delivery of the service. We investigate whether and why the fraction of offers from sellers who intend to evade differs across two regulatory environments often seen in online platforms. We examine sellers' reaction when consumers ask for a price discount or a "cash" price and quantify the price reduction for consumers who agree to evade.

In Market R, which keeps track of sellers' credentials, the fraction of sellers responding to the advertisement with the intention to evade is not significantly different from zero. In Market NR, in which anyone can participate anonymously, three of four offers involve evasion. When we ask contractors for a "cash" price many of them agree to evade, even in Market R. In contrast, asking for a discount without signaling a willingness to collude does not change the fraction of evasion offers in the two markets.

Studying possible reasons for the market differences, we find that Market R is able to enforce formality, and to create an expectation of tax compliance from contractors. However, our findings indicate that even though the German government has sent a strong signal of tax compliance by subsidizing home improvement services, there seems to be enough demand for informal sellers for many of them to continue operating. Almost every second offer in Market NR is from an informal seller. Governments should consider which features of the legislation influence the decision to be informal. Registration may be too complex for sellers offering small-scale services as a side job.

Moreover, we find that consumers receive a similar price reduction when they use the tax subsidy as when they choose an offer involving evasion—unless they opt for a seller who did not want to provide an invoice initially. To conclusively assess whether consumers would benefit from evasion, we would need to quantify aspects such as consumers' possible limitations to claim the subsidy and quality differences.

Our study indicates the challenges of measuring consumers' benefit from evasion. In addition, we are unable to quantify contractors' gain from evasion. The seller is likely to benefit as not only the VAT is evaded but also possibly sellers' income or business taxes. However, declaring a sale does not necessarily imply that the taxable profit increases by the same amount, as contractors can deduct transaction-related costs. Surveys or well-designed survey experiments conducted in parallel to the field experiment might allow researchers to learn about the aspects important to quantify consumers' and sellers' evasion rent. While a field experiment in which a large number of sellers actually provide a service legally or illegally (not the case in our experiment, see footnote 7) would allow researchers to study final prices, quantities, and qualities, our own experience suggests that such a design is likely to imply a violation of ethical and legal boundaries.

The advantage of running the experiment on online platforms is that we receive offers from formal and informal sellers. It is usually difficult to collect information on informal contractors. A possible limitation of advertising the jobs on online markets is that two types of sellers are not captured. First, registered businesses that do not use the internet for selling services are disregarded. We expect that they would behave similarly as contractors who participate in Market R. Second, transactions initiated via social connections (e.g., through acquaintances) are not captured. We

expect that these sellers are at least as likely to evade as sellers on Market NR. In addition, since the conversations can be tracked by the platforms, we expect that sellers from both markets are more inclined to agree to evasion if the negotiations take place in person.

The experiment relies on advertisements for small-scale home improvement jobs. The results are similar for the two types of jobs considered (painting and floor installation). The home improvement sector is a prominent example of a sector in which the occurrence of collaborative tax evasion is estimated to be high (e.g., European Commission 2014). We expect that the results would be similar for other comparable services in this sector. The results are likely to be valid, in particular, for small-scale services. The median amount that Europeans admit to having spent on undeclared goods and services is 200 euros per year (European Commission 2014). The results might be different for large-scale services, where it is likely that only a fraction of the total order is not declared to tax authorities. The results are also more likely to apply to jobs provided by small firms or self-employed contractors. A self-employed proprietor has better chances to conceal transactions than a firm with several employees (e.g., Kleven et al. 2011). Finally, the results are more likely to be valid for services that occur inside the house or in a private environment in which the probability that others observe the service is low.

Our experimental setup is an innovative method to study tax evasion. It could be implemented in other settings to further understand the importance of collaborative evasion and how it varies—e.g., with information, enforcement, or firm and market structure.

REFERENCES

- Abraham, Martin, Kerstin Lorek, Friedemann Richter, and Matthias Wrede.** 2017. “Collusive Tax Evasion and Social Norms.” *International Tax and Public Finance* 24 (2): 179–97.
- Alm, James, and Mikhail Melnik.** 2010. “Do eBay Sellers Comply with State Sales Taxes?” *National Tax Journal* 63 (2): 215–36.
- Antinyan, Armenak, and Zareh Asatryan.** 2019. “Nudging for Tax Compliance: A Meta-Analysis.” Zentrum für Europäische Wirtschaftsforschung Working Paper 19-055.
- Asatryan, Zareh, and David Gomtsyan.** 2020. “The Incidence of VAT Evasion.” Zentrum für Europäische Wirtschaftsforschung Discussion Paper 20-027.
- Bach, Stefan, Martin Beznoska, and Viktor Steiner.** 2016. “Wer trägt die Steuerlast in Deutschland - Verteilungswirkungen des deutschen Steuer- und Transfersystems.” Deutsches Institut für Wirtschaftsforschung Politikberatung Kompakt 114.
- Baden-Württembergischer Handwerkstag (BWHT).** 2017. “Positionspapier zur Bekämpfung von Schwarzarbeit des Baden-Württembergischem Handwerkstag.” Baden-Württembergischer Handwerkstag Positionspapier 10/2017.
- Balafoutas, Loukas, Adrian Beck, Rudolf Kerschbamer, and Matthias Sutter.** 2015. “The Hidden Costs of Tax Evasion: Collaborative Tax Evasion in Markets for Expert Services.” *Journal of Public Economics* 129: 14–25.
- Benzarti, Youssef.** 2020. “How Taxing Is Tax Filing? Using Revealed Preferences to Estimate Compliance Costs.” *American Economic Journal: Economic Policy* 12 (4): 38–57.
- Bibler, Andrew J., Keith F. Teltser, and Mark J. Tremblay.** 2020. “Inferring Tax Compliance from Pass-Through: Evidence from Airbnb Tax Enforcement Agreements.” *Review of Economics and Statistics*. https://doi.org/10.1162/rest_a_00910.
- Bjørneby, Marie, Annette Alstadsæter, and Kjetil Telle.** 2018. “Collusive Tax Evasion by Employers and Employees: Evidence from a Randomized Field Experiment in Norway.” CESifo Working Paper 7381.

- Boadway, Robin, Nicolas Marceau, and Steeve Mongrain.** 2002. "Joint Tax Evasion." *Canadian Journal of Economics/Revue Canadienne d'Économique* 35 (3): 417–35.
- Bott, Kristina M., Alexander W. Cappelen, Erik Ø. Sørensen, and Bertil Tungodden.** 2020. "You've Got Mail: A Randomized Field Experiment on Tax Evasion." *Management Science* 66 (7): 2801–19.
- Chang, Juin-Jen, and Ching-Chong Lai.** 2004. "Collaborative Tax Evasion and Social Norms: Why Deterrence Does Not Work." *Oxford Economic Papers* 56 (2): 344–68.
- Doerr, Annabelle, and Sarah Necker.** 2018. "Collaborative Tax Evasion in the Provision of Services to Consumers: A Field Experiment." AEA RCT Registry. <https://doi.org/10.1257/rct.3398-1.0>
- Doerr, Annabelle, and Sarah Necker.** 2021. "Replication data for: Collaborative Tax Evasion in the Provision of Services to Consumers: A Field Experiment." American Economic Association [publisher], Inter-university Consortium for Political and Social Research [distributor]. <https://doi.org/10.3886/E122622V1>.
- Doerrenberg, Philipp, and Denvil Duncan.** 2019. "How Does Firm Tax Evasion Affect Prices?" <https://madoc.bib.uni-mannheim.de/47857/1/How%20does%20firm%20tax%20evasion%20afect%20prices.pdf>.
- Dwenger, Nadja, Henrik J. Kleven, Imran Rasul, and Johannes Rincke.** 2016. "Extrinsic and Intrinsic Motivations for Tax Compliance: Evidence from a Field Experiment in Germany." *American Economic Journal: Economic Policy* 8 (3): 203–32.
- European Commission.** 2014. "Special Eurobarometer 402: Undeclared Work in the European Union." Data Europa. <https://europa.eu/eurobarometer/surveys/detail/1080>.
- Farrell, Diana, Fiona Greig, and Amar Hamoudi.** 2018. *The Online Platform Economy in 2018: Drivers, Workers, Sellers, and Lessors*. New York: JPMorgan Chase & Co.
- Feld, Lars P., and Claus Larsen.** 2012. *Undeclared Work, Deterrence, and Social Norms: The Case of Germany*. Berlin: Springer.
- Flory, Jeffrey A., Andreas Leibbrandt, and John A. List.** 2015. "Do Competitive Workplaces Deter Female Workers? A Large-Scale Natural Field Experiment on Job Entry Decisions." *Review of Economic Studies* 82 (1): 122–55.
- Fooken, Jonas, Thomas Hemmelgarn, and Benedikt Herrmann.** 2015. "Improving VAT Compliance-Random Awards for Tax Compliance." European Commission's Directorate-General for Taxation and Customs Union Taxation Paper 51.
- Gokalp, Omer N., Seung-Hyun Lee, and Mike W. Peng.** 2017. "Competition and Corporate Tax Evasion: An Institution-Based View." *Journal of World Business* 52 (2): 258–69.
- Hallsworth, Michael.** 2014. "The Use of Field Experiments to Increase Tax Compliance." *Oxford Review of Economic Policy* 30 (4): 658–79.
- Harju, Jarkko, Tuomas Matikka, and Timo Rauhanen.** 2019. "Compliance Costs vs. Tax Incentives: Why Do Entrepreneurs Respond to Size-Based Regulations?" *Journal of Public Economics* 173: 139–64.
- Harrison, Glenn W., and John A. List.** 2004. "Field Experiments." *Journal of Economic Literature* 42 (4): 1009–55.
- Imbens, Guido W., and Charles F. Manski.** 2004. "Confidence Intervals for Partially Identified Parameters." *Econometrica* 72 (6): 1845–57.
- Immordino, Giovanni, and Francesco Flaviano Russo.** 2018. "Cashless Payments and Tax Evasion." *European Journal of Political Economy* 55: 36–43.
- Initiative D21.** 2015. *D21-Digital-Index 2015, Die Gesellschaft in der digitalen Transformation*. Berlin: Netzwerk für die Digitale Gesellschaft.
- Initiative D21.** 2016. *D21-Digital-Index 2016, Jährliches Lagebild zur Digitalen Gesellschaft*. Berlin: Netzwerk für die Digitale Gesellschaft.
- Kerschbamer, Rudolf, Daniel Neururer, and Matthias Sutter.** 2016. "Insurance Coverage of Customers Induces Dishonesty of Sellers in Markets for Credence Goods." *Proceedings of the National Academy of Sciences* 113 (27): 7454–8.
- Kleven, Henrik J., Martin B. Knudsen, Claus Thustrup Kreiner, Søren Pedersen, and Emmanuel Saez.** 2011. "Unwilling or Unable to Cheat? Evidence from a Tax Audit Experiment in Denmark." *Econometrica* 79 (3): 651–92.
- Kleven, Henrik J., Claus Thustrup Kreiner, and Emmanuel Saez.** 2016. "Why Can Modern Governments Tax So Much? An Agency Model of Firms as Fiscal Intermediaries." *Economica* 83 (330): 219–46.
- La Porta, Rafael, and Andrei Shleifer.** 2014. "Informality and Development." *Journal of Economic Perspectives* 28 (3): 109–26.

- Mas, Alexandre, and Amanda Pallais.** 2017. "Valuing Alternative Work Arrangements." *American Economic Review* 107 (12): 3722–59.
- McDermott, Jennifer.** 2018. "Side Hustlin' and Tax Evasion: The Telling Statistics." *Finder*. <https://www.finder.com/side-hustle>.
- Naritomi, Joana.** 2019. "Consumers as Tax Auditors." *American Economic Review* 109 (9): 3031–72.
- Olsen, Jerome, Matthias Kasper, Christoph Kogler, Stephan Muehlbacher, and Erich Kirchler.** 2019. "Mental Accounting of Income Tax and Value Added Tax Among Self-Employed Business Owners." *Journal of Economic Psychology* 70: 125–39.
- Pirsig, Sven, Matthias Kirbach, Krystian Pracz, Hans-Georg Petersen, Lars P. Feld, Sarah Necker.** 2012. "Evaluierung der Wirksamkeit der steuerlichen Förderung für Handwerkerleistungen nach § 35a EStG." Ernst & Young GmbH Wirtschaftsprüfungsgesellschaft Forschungsvorhaben fe 14/11. https://www.eucken.de/wp-content/uploads/Studie_Handwerk_Evaluierung-der-Wirksamkeit-der-steuerlichen-F%C3%B6rderung-f%C3%BCr-Handwerksleistungen.pdf.
- Pomeranz, Dina.** 2015. "No Taxation without Information: Deterrence and Self-Enforcement in the Value Added Tax." *American Economic Review* 105 (8): 2539–69.
- Slemrod, Joel.** 2007. "Cheating Ourselves: The Economics of Tax Evasion." *Journal of Economic Perspectives* 21 (1): 25–48.
- Slemrod, Joel, and Caroline Weber.** 2012. "Evidence of the Invisible: Toward a Credibility Revolution in the Empirical Analysis of Tax Evasion and the Informal Economy." *International Tax and Public Finance* 19 (1): 25–53.
- Strand, Jon.** 2005. "Tax Distortions, Household Production, and Black-Market Work." *European Journal of Political Economy* 21 (4): 851–71.
- Ulysea, Gabriel.** 2018. "Firms, Informality, and Development: Theory and Evidence from Brazil." *American Economic Review* 108 (8): 2015–47.
- Williams, Colin C., and Sara Nadin.** 2012. "Tackling Undeclared Work in the European Union." *CESifo Forum* 13 (2): 20–5.
- World Bank.** 2019. *Doing Business 2019: Training for Reform*. Washington, DC: World Bank Group.
- Yaniv, Gideon.** 1992. "Collaborated Employee-Employer Tax Evasion." *Public Finance/Finances Publiques* 47: 312–21.
- Zentralverband des Deutschen Handwerks.** 2014. "Digitalisierung der Geschäftsprozesse im Handwerk, Ergebnisse einer Umfrage unter Handwerksbetrieben im ersten Quartal 2014." <https://www.hwk-rhein-main.de/adbimage/5402/asset-original/digitalisierung-sonderumfrage-handwerk.pdf>.
- Zentralverband des Deutschen Handwerks.** 2016a. "Daten und Fakten - Kennzahlen des Handwerks 2016." https://www.zdh.de/migration/user_upload/themen/wirtschaft/statistik/kennzahlen/Kennzahlen_2016/Flyer-2016-Tabelle-Veroeffentlichung.pdf.
- Zentralverband des Deutschen Handwerks.** 2016b. "KfW-Verbändeumfrage 2016 zur Unternehmensfinanzierung Ergebnisse des Handwerks." <https://www.hwk-stuttgart.de/artikel/umfrage-wie-steht-es-um-ihre-finanzen-67,0,1350.html>.

Copyright of American Economic Journal: Economic Policy is the property of American Economic Association and its content may not be copied or emailed to multiple sites or posted to a listserv without the copyright holder's express written permission. However, users may print, download, or email articles for individual use.